

# FORM NO. MGT-7

[Pursuant to sub-Section(1) of section 92 of the Companies Act, 2013 and sub-rule (1) of rule 11of the Companies (Management and Administration) Rules, 2014]



सत्यमेव जयते

# Annual Return

Form language  English  Hindi

Refer the instruction kit for filing the form.

## I. REGISTRATION AND OTHER DETAILS

(i) \* Corporate Identification Number (CIN) of the company

L24119PN1951PLC008409

Pre-fill

Global Location Number (GLN) of the company

\* Permanent Account Number (PAN) of the company

AABCS4223P

(ii) (a) Name of the company

SUDARSHAN CHEMICAL INDIA

(b) Registered office address

162, wellesley road  
PUNE  
Maharashtra  
411001  
India

(c) \*e-mail ID of the company

mmvelankar@sudarshan.com

(d) \*Telephone number with STD code

02068281200

(e) Website

www.sudarshan.com

(iii) Date of Incorporation

19/02/1951

(iv)	Type of the Company	Category of the Company	Sub-category of the Company
	Public Company	Company limited by shares	Indian Non-Government company

(v) Whether company is having share capital

Yes  No

(vi) \*Whether shares listed on recognized Stock Exchange(s)

Yes  No

(a) Details of stock exchanges where shares are listed

S. No.	Stock Exchange Name	Code
1	BSE LIMITED	1
2	THE NATIONAL STOCK EXCHANGE OF INDIA LIMITED	1,024

(b) CIN of the Registrar and Transfer Agent

U67190MH1999PTC118368

Pre-fill

Name of the Registrar and Transfer Agent

LINK INTIME INDIA PRIVATE LIMITED

Registered office address of the Registrar and Transfer Agents

C-101, 1st Floor, 247 Park,  
Lal Bahadur Shastri Marg, Vikhroli (West)

(vii) \*Financial year From date 01/04/2020 (DD/MM/YYYY) To date 31/03/2021 (DD/MM/YYYY)

(viii) \*Whether Annual general meeting (AGM) held  Yes  No

(a) If yes, date of AGM

(b) Due date of AGM

30/09/2021

(c) Whether any extension for AGM granted

Yes  No

## II. PRINCIPAL BUSINESS ACTIVITIES OF THE COMPANY

\*Number of business activities

1

S.No	Main Activity group code	Description of Main Activity group	Business Activity Code	Description of Business Activity	% of turnover of the company
1	C	Manufacturing	C6	Chemical and chemical products, pharmaceuticals, medicinal chemical and	100

## III. PARTICULARS OF HOLDING, SUBSIDIARY AND ASSOCIATE COMPANIES (INCLUDING JOINT VENTURES)

\*No. of Companies for which information is to be given

7

Pre-fill All

S.No	Name of the company	CIN / FCRN	Holding/ Subsidiary/Associate/ Joint Venture	% of shares held
1	RIECO INDUSTRIES LIMITED	U24118MH1975PLC018631	Subsidiary	100
2	SUDARSHAN CSR FOUNDATIO	U74900PN2015NPL154211	Subsidiary	100

3	Sudarshan North America Inc. +		Subsidiary	100
4	Sudarshan Europe B.V., The Ne +		Subsidiary	100
5	Sudarshan (Shanghai) Trading +		Subsidiary	100
6	Sudarshan Mexico S de R. L. De +		Subsidiary	100
7	Sudarshan Japan Limited		Subsidiary	100

#### IV. SHARE CAPITAL, DEBENTURES AND OTHER SECURITIES OF THE COMPANY

##### (i) \*SHARE CAPITAL

###### (a) Equity share capital

Particulars	Authorised capital	Issued capital	Subscribed capital	Paid up capital
Total number of equity shares	75,000,000	69,227,750	69,227,250	69,227,250
Total amount of equity shares (in Rupees)	150,000,000	138,455,500	138,454,500	138,454,500

Number of classes

1

Class of Shares	Authorised capital	Issued capital	Subscribed capital	Paid up capital
Equity Shares				
Number of equity shares	75,000,000	69,227,750	69,227,250	69,227,250
Nominal value per share (in rupees)	2	2	2	2
Total amount of equity shares (in rupees)	150,000,000	138,455,500	138,454,500	138,454,500

###### (b) Preference share capital

Particulars	Authorised capital	Issued capital	Subscribed capital	Paid-up capital
Total number of preference shares	0	0	0	0
Total amount of preference shares (in rupees)	0	0	0	0

Number of classes

0

Class of shares	Authorised capital	Issued capital	Subscribed capital	Paid up capital
Number of preference shares				
Nominal value per share (in rupees)				
Total amount of preference shares (in rupees)	0	0		

**(c) Unclassified share capital**

Particulars	Authorised Capital
Total amount of unclassified shares	0

**(d) Break-up of paid-up share capital**

Class of shares	Number of shares	Total nominal amount	Total Paid-up amount	Total premium
<b>Equity shares</b>				
<b>At the beginning of the year</b>	69,227,250	138,454,500	138,454,500	
<b>Increase during the year</b>	0	0	0	0
i. Public Issues	0	0	0	0
ii. Rights issue	0	0	0	0
iii. Bonus issue	0	0	0	0
iv. Private Placement/ Preferential allotment	0	0	0	0
v. ESOPs	0	0	0	0
vi. Sweat equity shares allotted	0	0	0	0
vii. Conversion of Preference share	0	0	0	0
viii. Conversion of Debentures	0	0	0	0
ix. GDRs/ADRs	0	0	0	0
x. Others, specify	0	0	0	
N.A.				
<b>Decrease during the year</b>	0	0	0	0
i. Buy-back of shares	0	0	0	0
ii. Shares forfeited	0	0	0	0
iii. Reduction of share capital	0	0	0	0
iv. Others, specify	0	0	0	
N.A.				
<b>At the end of the year</b>	69,227,250	138,454,500	138,454,500	
<b>Preference shares</b>				
<b>At the beginning of the year</b>	0	0	0	

<b>Increase during the year</b>	0	0	0	0
i. Issues of shares	0	0	0	0
ii. Re-issue of forfeited shares	0	0	0	0
iii. Others, specify	0	0	0	
N.A.				
<b>Decrease during the year</b>	0	0	0	0
i. Redemption of shares	0	0	0	0
ii. Shares forfeited	0	0	0	0
iii. Reduction of share capital	0	0	0	0
iv. Others, specify	0	0	0	
N.A.				
<b>At the end of the year</b>	0	0	0	

(ii) Details of stock split/consolidation during the year (for each class of shares)

0

Class of shares		(i)	(ii)	(iii)
Before split / Consolidation	Number of shares			
	Face value per share			
After split / Consolidation	Number of shares			
	Face value per share			

(iii) Details of shares/Debentures Transfers since closure date of last financial year (or in the case of the first return at any time since the incorporation of the company) \*

Nil

[Details being provided in a CD/Digital Media]

Yes  No  Not Applicable

Separate sheet attached for details of transfers

Yes  No

Note: In case list of transfer exceeds 10, option for submission as a separate sheet attachment or submission in a CD/Digital Media may be shown.

Date of the previous annual general meeting

04/09/2020

Date of registration of transfer (Date Month Year) <input type="text"/>			
Type of transfer	<input type="text"/>	1 - Equity, 2- Preference Shares,3 - Debentures, 4 - Stock	
Number of Shares/ Debentures/ Units Transferred	<input type="text"/>	Amount per Share/ Debenture/Unit (in Rs.)	<input type="text"/>
Ledger Folio of Transferor <input type="text"/>			
Transferor's Name	<input type="text"/>	<input type="text"/>	<input type="text"/>
	Surname	middle name	first name
Ledger Folio of Transferee <input type="text"/>			
Transferee's Name	<input type="text"/>	<input type="text"/>	<input type="text"/>
	Surname	middle name	first name

Date of registration of transfer (Date Month Year) <input type="text"/>			
Type of transfer	<input type="text"/>	1 - Equity, 2- Preference Shares,3 - Debentures, 4 - Stock	
Number of Shares/ Debentures/ Units Transferred	<input type="text"/>	Amount per Share/ Debenture/Unit (in Rs.)	<input type="text"/>
Ledger Folio of Transferor <input type="text"/>			
Transferor's Name	<input type="text"/>	<input type="text"/>	<input type="text"/>
	Surname	middle name	first name
Ledger Folio of Transferee <input type="text"/>			
Transferee's Name	<input type="text"/>	<input type="text"/>	<input type="text"/>
	Surname	middle name	first name

**(iv) \*Indebtedness including debentures (Outstanding as at the end of financial year)**

Particulars	Number of units	Nominal value per unit	Total value
Non-convertible debentures	0	0	0
Partly convertible debentures	0	0	0
Fully convertible debentures	0	0	0
Secured Loans (including interest outstanding/accrued but not due for payment) excluding deposits			4,575,090,000
Unsecured Loans (including interest outstanding/accrued but not due for payment) excluding deposits			1,054,060,000
Deposit			2,140,000
<b>Total</b>			<b>5,631,290,000</b>

**Details of debentures**

Class of debentures	Outstanding as at the beginning of the year	Increase during the year	Decrease during the year	Outstanding as at the end of the year
Non-convertible debentures	0	0	0	0
Partly convertible debentures	0	0	0	0
Fully convertible debentures	0	0	0	0

**(v) Securities (other than shares and debentures)**

0

Type of Securities	Number of Securities	Nominal Value of each Unit	Total Nominal Value	Paid up Value of each Unit	Total Paid up Value
<b>Total</b>					

**V. \*Turnover and net worth of the company (as defined in the Companies Act, 2013)****(i) Turnover**

16,890,621,084

**(ii) Net worth of the Company**

7,705,198,018

**VI. (a) \*SHARE HOLDING PATTERN - Promoters**

S. No.	Category	Equity	Preference
--------	----------	--------	------------

		Number of shares	Percentage	Number of shares	Percentage
1.	Individual/Hindu Undivided Family				
	(i) Indian	26,041,609	37.62	0	
	(ii) Non-resident Indian (NRI)	0	0	0	
	(iii) Foreign national (other than NRI)	0	0	0	
2.	Government				
	(i) Central Government	0	0	0	
	(ii) State Government	0	0	0	
	(iii) Government companies	0	0	0	
3.	Insurance companies	0	0	0	
4.	Banks	0	0	0	
5.	Financial institutions	0	0	0	
6.	Foreign institutional investors	0	0	0	
7.	Mutual funds	0	0	0	
8.	Venture capital	0	0	0	
9.	Body corporate (not mentioned above)	462,550	0.67	0	
10.	Others Trust	1,208,250	1.75	0	
	<b>Total</b>	27,712,409	40.04	0	0

**Total number of shareholders (promoters)**

16

**(b) \*SHARE HOLDING PATTERN - Public/Other than promoters**

S. No.	Category	Equity		Preference	
		Number of shares	Percentage	Number of shares	Percentage
1.	Individual/Hindu Undivided Family				
	(i) Indian	28,794,504	41.59	0	
	(ii) Non-resident Indian (NRI)	0	0	0	
	(iii) Foreign national (other than NRI)	0	0	0	



2.	Government				
	(i) Central Government	0	0	0	
	(ii) State Government	0	0	0	
	(iii) Government companies	0	0	0	
3.	Insurance companies	974,703	1.41	0	
4.	Banks	3,460	0	0	
5.	Financial institutions	0	0	0	
6.	Foreign institutional investors	4,000	0.01	0	
7.	Mutual funds	5,061,660	7.31	0	
8.	Venture capital	0	0	0	
9.	Body corporate (not mentioned above)	0	0	0	
10.	Others Foreign Portfolio Investor a	6,676,514	9.64	0	
	<b>Total</b>	41,514,841	59.96	0	0

**Total number of shareholders (other than promoters)**

44,829

**Total number of shareholders (Promoters+Public/  
Other than promoters)**

44,845

**(c) \*Details of Foreign institutional investors' (FIIs) holding shares of the company**

2

Name of the FII	Address	Date of Incorporation	Country of Incorporation	Number of shares held	% of shares held
Msam Inc A/C: Msi Fur	THE HONGKONG & SHANGHAI BAI			1,000	0
Msam Inc. A/C:Msam E	THE HONGKONG & SHANGHAI BAI			3,000	0.01

**VII. \*NUMBER OF PROMOTERS, MEMBERS, DEBENTURE HOLDERS  
(Details, Promoters, Members (other than promoters), Debenture holders)**

Details	At the beginning of the year	At the end of the year
Promoters	21	16
Members (other than promoters)	34,282	44,829
Debenture holders	0	0







## VIII. DETAILS OF DIRECTORS AND KEY MANAGERIAL PERSONNEL

### (A) \*Composition of Board of Directors

Category	Number of directors at the beginning of the year		Number of directors at the end of the year		Percentage of shares held by directors as at the end of year	
	Executive	Non-executive	Executive	Non-executive	Executive	Non-executive
<b>A. Promoter</b>	1	2	1	2	5.77	13.39
<b>B. Non-Promoter</b>	1	8	1	7	0	0
(i) Non-Independent	1	0	1	0	0	0
(ii) Independent	0	8	0	7	0	0
<b>C. Nominee Directors representing</b>	0	0	0	0	0	0
(i) Banks & FIs	0	0	0	0	0	0
(ii) Investing institutions	0	0	0	0	0	0
(iii) Government	0	0	0	0	0	0
(iv) Small share holders	0	0	0	0	0	0
(v) Others	0	0	0	0	0	0
<b>Total</b>	<b>2</b>	<b>10</b>	<b>2</b>	<b>9</b>	<b>5.77</b>	<b>13.39</b>

Number of Directors and Key managerial personnel (who is not director) as on the financial year end date 13

### (B) (i) \*Details of directors and Key managerial personnel as on the closure of financial year

Name	DIN/PAN	Designation	Number of equity share(s) held	Date of cessation (after closure of financial year : If any)
PRADEEP RAMWILAS 	00018577	Director	3,823,450	
RAJESH BALKRISHNA 	00018628	Managing Director	3,995,429	
ASHISH VIJ	08140194	Whole-time director	100	
SUBRAMANIAN PADM 	00001207	Director	0	
SANJAY KHATAU ASH 	00008221	Director	0	
RATI FARHAD FORBES 	00137326	Director	0	
DARA NADIRSHAW DA 	00403834	Director	930	

Name	DIN/PAN	Designation	Number of equity share(s) held	Date of cessation (after closure of financial year : If any)
NARESH THAKURDAS	00568298	Director	700	
SHUBHALAKSHMI AAM	02599310	Director	0	
DEEPAK RASIKLAL PA	06504537	Director	0	
ANUJ NARAYANDAS F	00018683	Director	5,447,620	
NILKANTH JAYANT NA	ACAPN3201E	CFO	0	
MANDAR MEENANATH	ACTPV3291M	Company Secretar	2	

**(ii) Particulars of change in director(s) and Key managerial personnel during the year**

3

Name	DIN/PAN	Designation at the beginning / during the financial year	Date of appointment/ change in designation/ cessation	Nature of change (Appointment/ Change in designation/ Cessation)
SHRIKRISHNA NARHA	00025180	Director	20/11/2020	Resigned effective close of business
NILKANTH JAYANT NA	ACAPN3201E	CFO	28/07/2020	Appointed as Chief Financial Officer
VIVEK V. THAKUR	ACDPT3314P	CFO	27/07/2020	Stepped down from the position of Ac

**IX. MEETINGS OF MEMBERS/CLASS OF MEMBERS/BOARD/COMMITTEES OF THE BOARD OF DIRECTORS**

**A. MEMBERS/CLASS /REQUISITIONED/NCLT/COURT CONVENED MEETINGS**

Number of meetings held

1

Type of meeting	Date of meeting	Total Number of Members entitled to attend meeting	Attendance	
			Number of members attended	% of total shareholding
69th Annual General Meetin	04/09/2020	39,834	75	31.88

**B. BOARD MEETINGS**

\*Number of meetings held

6

S. No.	Date of meeting	Total Number of directors associated as on the date of meeting	Attendance	
			Number of directors attended	% of attendance
1	25/05/2020	12	12	100
2	22/06/2020	12	12	100

S. No.	Date of meeting	Total Number of directors associated as on the date of meeting	Attendance	
			Number of directors attended	% of attendance
3	28/07/2020	12	11	91.67
4	07/08/2020	12	12	100
5	23/10/2020	12	12	100
6	28/01/2021	11	11	100

### C. COMMITTEE MEETINGS

Number of meetings held

13

S. No.	Type of meeting	Date of meeting	Total Number of Members as on the date of the meeting	Attendance	
				Number of members attended	% of attendance
1	Audit Committee	22/06/2020	4	4	100
2	Audit Committee	28/07/2020	4	4	100
3	Audit Committee	07/08/2020	4	4	100
4	Audit Committee	23/10/2020	4	4	100
5	Audit Committee	28/01/2021	3	3	100
6	Nomination and Remuneration	06/04/2020	5	4	80
7	Nomination and Remuneration	22/06/2020	5	5	100
8	Nomination and Remuneration	23/06/2020	5	5	100
9	Nomination and Remuneration	28/07/2020	5	5	100
10	Nomination and Remuneration	23/10/2020	5	5	100

### D. \*ATTENDANCE OF DIRECTORS

S. No.	Name of the director	Board Meetings			Committee Meetings			Whether attended AGM held on (Y/N/NA)
		Number of Meetings which director was entitled to attend	Number of Meetings attended	% of attendance	Number of Meetings which director was entitled to attend	Number of Meetings attended	% of attendance	
1	PRADEEP RAJ	6	6	100	3	3	100	
2	RAJESH BALI	6	6	100	3	3	100	

3	ASHISH VIJ	6	6	100	1	1	100	
4	SUBRAMANIA	6	5	83.33	1	1	100	
5	SANJAY KHA	6	6	100	11	11	100	
6	RATI FARHAD	6	6	100	7	7	100	
7	DARA NADIR	6	5	83.33	11	11	100	
8	NARESH THA	6	6	100	6	6	100	
9	SHUBHALAKS	6	6	100	6	6	100	
10	DEEPAK RAS	6	6	100	0	0	0	
11	ANUJ NARAY	6	6	100	0	0	0	

**X. \*REMUNERATION OF DIRECTORS AND KEY MANAGERIAL PERSONNEL**

Nil

Number of Managing Director, Whole-time Directors and/or Manager whose remuneration details to be entered

2

S. No.	Name	Designation	Gross Salary	Commission	Stock Option/ Sweat equity	Others	Total Amount
1	RAJESH BALKRISHN	MANAGING DIR	63,447,381	0	0	0	63,447,381
2	ASHISH VIJ	WHOLE TIME D	17,029,262	0	0	0	17,029,262
	Total		80,476,643	0	0	0	80,476,643

Number of CEO, CFO and Company secretary whose remuneration details to be entered

3

S. No.	Name	Designation	Gross Salary	Commission	Stock Option/ Sweat equity	Others	Total Amount
1	Nilkanth J. Natu	CFO	3,835,863	0	0	0	3,835,863
2	Vivek Thakur	Acting CFO	1,136,336	0	0	0	1,136,336
3	Mandar Velankar	Company Secre	4,841,252	0	0	0	4,841,252
	Total		9,813,451	0	0	0	9,813,451

Number of other directors whose remuneration details to be entered

10

S. No.	Name	Designation	Gross Salary	Commission	Stock Option/ Sweat equity	Others	Total Amount
1	SHRIKRISHNA NAI	Independent Dir	0	800,000	0	260,000	1,060,000
2	DARA NADIRSHAV	Independent Dir	0	1,500,000	0	340,000	1,840,000

S. No.	Name	Designation	Gross Salary	Commission	Stock Option/ Sweat equity	Others	Total Amount
3	PADMANABHAN S	Independent Dir	0	1,000,000	0	140,000	1,140,000
4	SANJAY KHATAU	Independent Dir	0	1,000,000	0	380,000	1,380,000
5	RATI FARHAD FOF	Independent Dir	0	1,000,000	0	260,000	1,260,000
6	SHUBHALAKSHMI	Independent Dir	0	1,500,000	0	260,000	1,760,000
7	NARESH THAKURI	Independent Dir	0	1,000,000	0	240,000	1,240,000
8	DEEPAK RASIKLAI	Independent Dir	0	1,000,000	0	120,000	1,120,000
9	ANUJ NARAYAND	Non-Executive a	0	1,000,000	0	120,000	1,120,000
10	PRADEEP RAMWIL	Independent Dir	0	1,000,000	0	3,993,560	4,993,560
	Total		0	10,800,000	0	6,113,560	16,913,560

#### XI. MATTERS RELATED TO CERTIFICATION OF COMPLIANCES AND DISCLOSURES

\* A. Whether the company has made compliances and disclosures in respect of applicable provisions of the Companies Act, 2013 during the year  Yes  No

B. If No, give reasons/observations

#### XII. PENALTY AND PUNISHMENT - DETAILS THEREOF

(A) DETAILS OF PENALTIES / PUNISHMENT IMPOSED ON COMPANY/DIRECTORS /OFFICERS  Nil

Name of the company/ directors/ officers	Name of the court/ concerned Authority	Date of Order	Name of the Act and section under which penalised / punished	Details of penalty/ punishment	Details of appeal (if any) including present status

(B) DETAILS OF COMPOUNDING OF OFFENCES  Nil

Name of the company/ directors/ officers	Name of the court/ concerned Authority	Date of Order	Name of the Act and section under which offence committed	Particulars of offence	Amount of compounding (in Rupees)

#### XIII. Whether complete list of shareholders, debenture holders has been enclosed as an attachment

Yes  No

(In case of 'No', submit the details separately through the method specified in instruction kit)

#### XIV. COMPLIANCE OF SUB-SECTION (2) OF SECTION 92, IN CASE OF LISTED COMPANIES

In case of a listed company or a company having paid up share capital of Ten Crore rupees or more or turnover of Fifty Crore rupees or more, details of company secretary in whole time practice certifying the annual return in Form MGT-8.

Name

RAJESH KARUNAKARAN

Whether associate or fellow

Associate  Fellow

Certificate of practice number

6581

#### I/We certify that:

(a) The return states the facts, as they stood on the date of the closure of the financial year aforesaid correctly and adequately.

(b) Unless otherwise expressly stated to the contrary elsewhere in this Return, the Company has complied with all the provisions of the Act during the financial year.

#### Declaration

I am Authorised by the Board of Directors of the company vide resolution no. ...

14

dated

09/08/2018

(DD/MM/YYYY) to sign this form and declare that all the requirements of the Companies Act, 2013 and the rules made thereunder in respect of the subject matter of this form and matters incidental thereto have been complied with. I further declare that:

1. Whatever is stated in this form and in the attachments thereto is true, correct and complete and no information material to the subject matter of this form has been suppressed or concealed and is as per the original records maintained by the company.
2. All the required attachments have been completely and legibly attached to this form.

**Note: Attention is also drawn to the provisions of Section 447, section 448 and 449 of the Companies Act, 2013 which provide for punishment for fraud, punishment for false statement and punishment for false evidence respectively.**

#### To be digitally signed by

Director

DIN of the director

00018628

#### To be digitally signed by

Company Secretary

Company secretary in practice

Membership number

14469

Certificate of practice number

**Attachments**

- 1. List of share holders, debenture holders
- 2. Approval letter for extension of AGM;
- 3. Copy of MGT-8;
- 4. Optional Attachment(s), if any

<b>Attach</b>
<b>Attach</b>
<b>Attach</b>
<b>Attach</b>

**List of attachments**

--

<b>Remove attachment</b>
--------------------------

---

Modify
--------

Check Form
------------

Prescrutiny
-------------

Submit
--------

---

**This eForm has been taken on file maintained by the Registrar of Companies through electronic mode and on the basis of statement of correctness given by the company**